

Scaled data based on original data using
LM-79-08 Approved Method: Electrical and Photometric Measurements of Solid-
State Lighting Products

Test Report Prepared for
Cooper Lighting Solutions
(formerly Eaton)

Brand: McGRAW-EDISON

Report Number: P386594

Luminaire Tested: **GWC-SA2B-730-U-T3-HSS**

Issue Date: 3/3/2020

Test Information

Test Method: LM-79-08
Report Number: P386594
TEST IS SCALED FROM IESNA LM-79-08 TEST DATA (G2-1903-205-15)
Test Lab: INNOVATION CENTER
Issue Date: 3/3/2020
Manufacturer: COOPER LIGHTING SOLUTIONS (FORMERLY EATON)
Product Line: MCGRAW-EDISON
Catalog Number: GWC-SA2B-730-U-T3-HSS
Description: GALLEON WALL LUMINAIRE
(2) 70 CRI, 3000K, 800mA LIGHTSQUARES WITH 16 LEDS EACH AND TYPE III OPTICS WITH HOUSE SIDE SHIELD
Light Source: -
Ballast/Driver: ELECTRONIC DRIVER

Summary

Lumens per Lamp: N/A
Luminaire Lumens: 7916 lumens
Efficiency: N/A
Efficacy: 92.0 lumens/watt
Luminous Opening: Rectangular (W 1' x L: 0.5' x H: 0')
IES Classification: Type III - Short
BUG Rating: B1 - U0 - G2

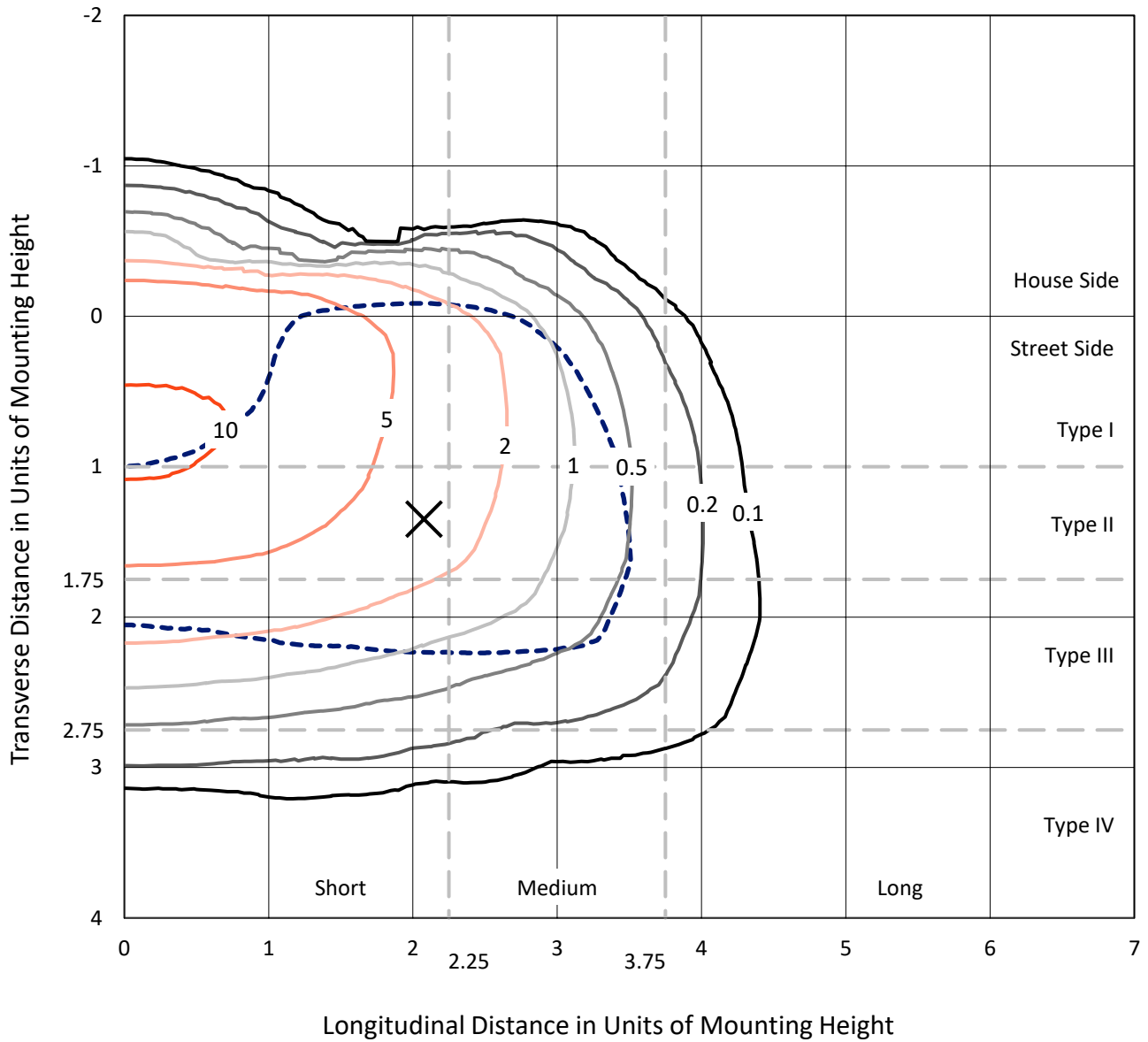
Input Watts (W): 86
Input Voltage (V): NR
Input Current (A_{in}): NR
Voltage Rise (V): NR
Power Factor: NR
Total Harmonic Distortion (THDi): NR
Frequency (hertz): 60
Stabilization Time: NR
Operation Time: NR
Ambient Temperature (°C): NR
Test Distance: 24 FT



REPORT NUMBER: P386594
 CATALOG NUMBER: GWC-SA2B-730-U-T3-HSS

Iso-Footcandle Lines of Horizontal Illumination

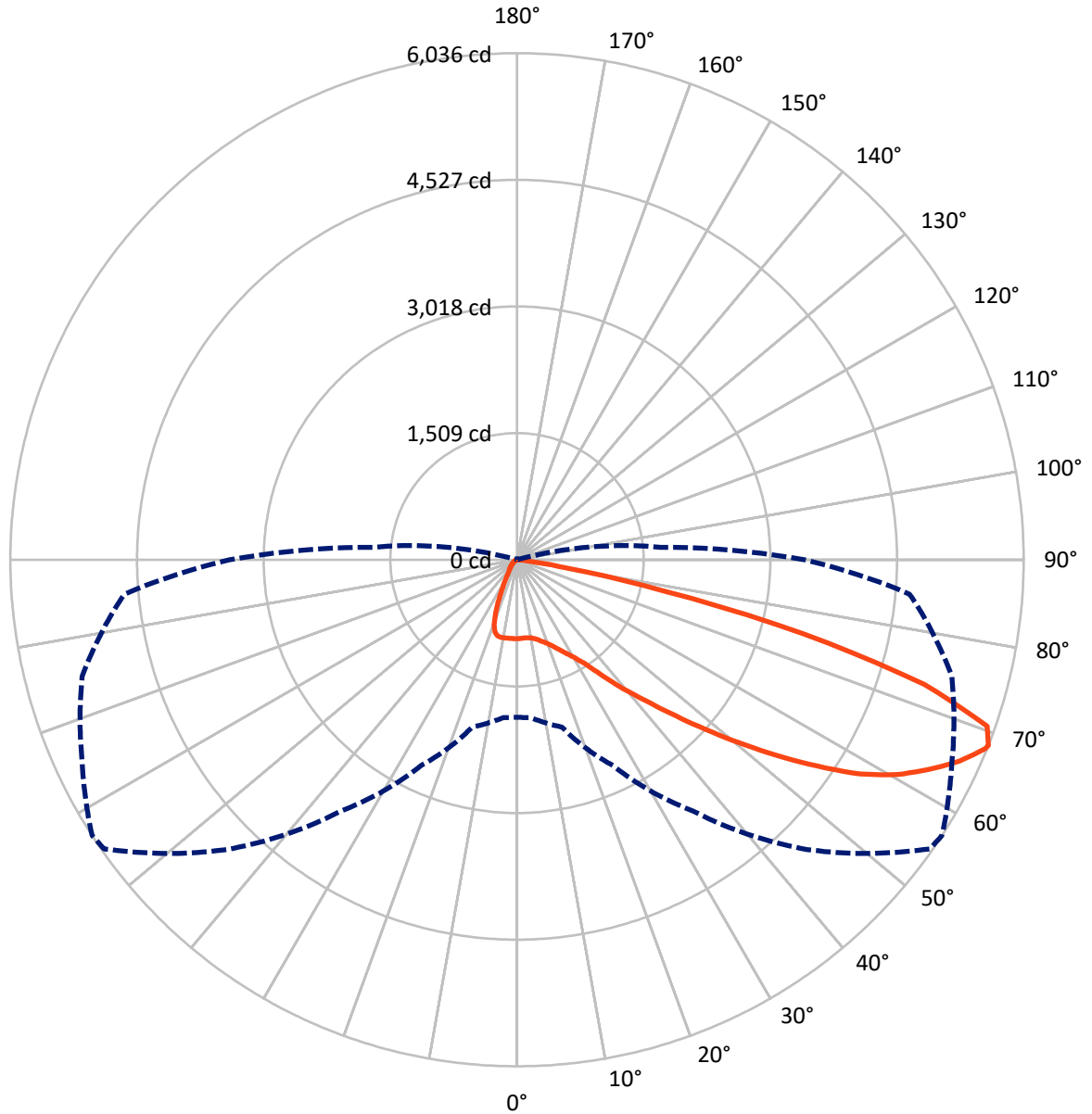
✕ Max cd
 - - - 1/2 Max cd



Based on 10 foot mounting height. Maximum calculated value = 12.1 fc
 Type III - Short - N/A

REPORT NUMBER: P386594
CATALOG NUMBER: GWC-SA2B-730-U-T3-HSS

Luminous Intensity Polar Plot



— Vertical Plane Through 57-Deg Lateral - - - Horizontal Cone Through 68-Deg Vertical

REPORT NUMBER: P386594

CATALOG NUMBER: GWC-SA2B-730-U-T3-HSS

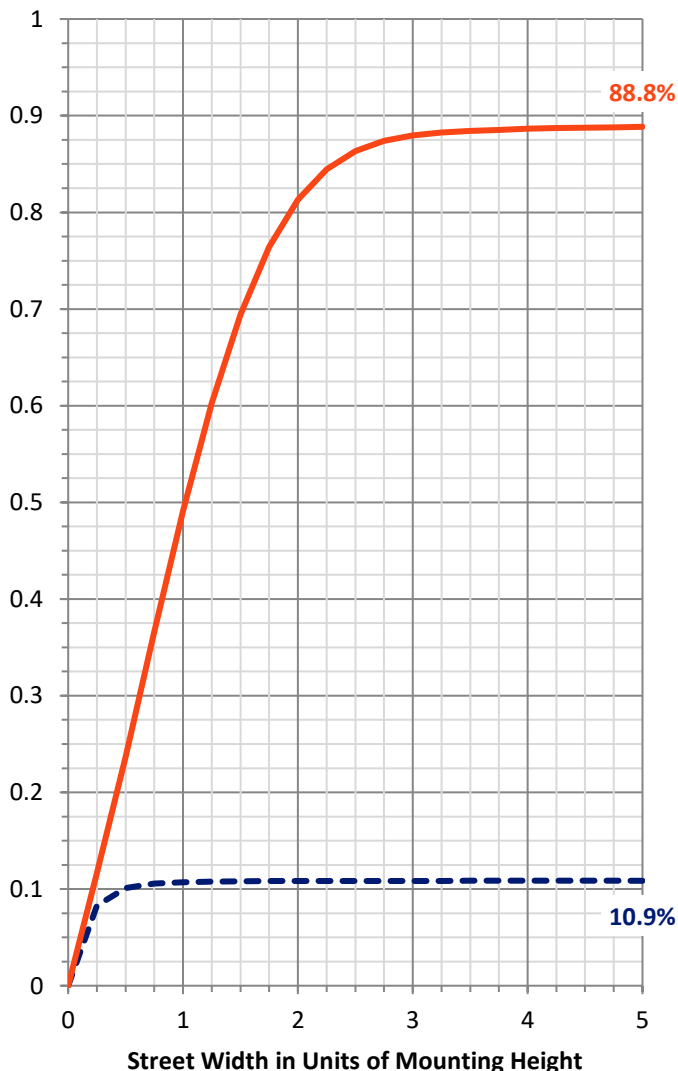
FLUX DISTRIBUTION:

		Downward	Upward	Total
House Side	Lumens	868.0	0.0	868.0
	% Fixture	11.0	0.0	11.0
Street Side	Lumens	7048.0	0.0	7048.0
	% Fixture	89.0	0.0	89.0
Total	Lumens	7916.0	0.0	7916.0
	% Fixture	100.0	0.0	100.0

ZONAL LUMENS:

Zone	Lumens	% Fixture
0°-10°	88.0	1.1
10°-20°	243.9	3.1
20°-30°	420.8	5.3
30°-40°	726.3	9.2
40°-50°	1242.4	15.7
50°-60°	1987.6	25.1
60°-70°	2296.5	29.0
70°-80°	877.5	11.1
80°-90°	32.9	0.4
90°-100°	0.0	0.0
100°-110°	0.0	0.0
110°-120°	0.0	0.0
120°-130°	0.0	0.0
130°-140°	0.0	0.0
140°-150°	0.0	0.0
150°-160°	0.0	0.0
160°-170°	0.0	0.0
170°-180°	0.0	0.0
0°-90°	7916.0	100.0
0°-180°	7916.0	100.0

Coefficient of Utilization



REPORT NUMBER: P386594

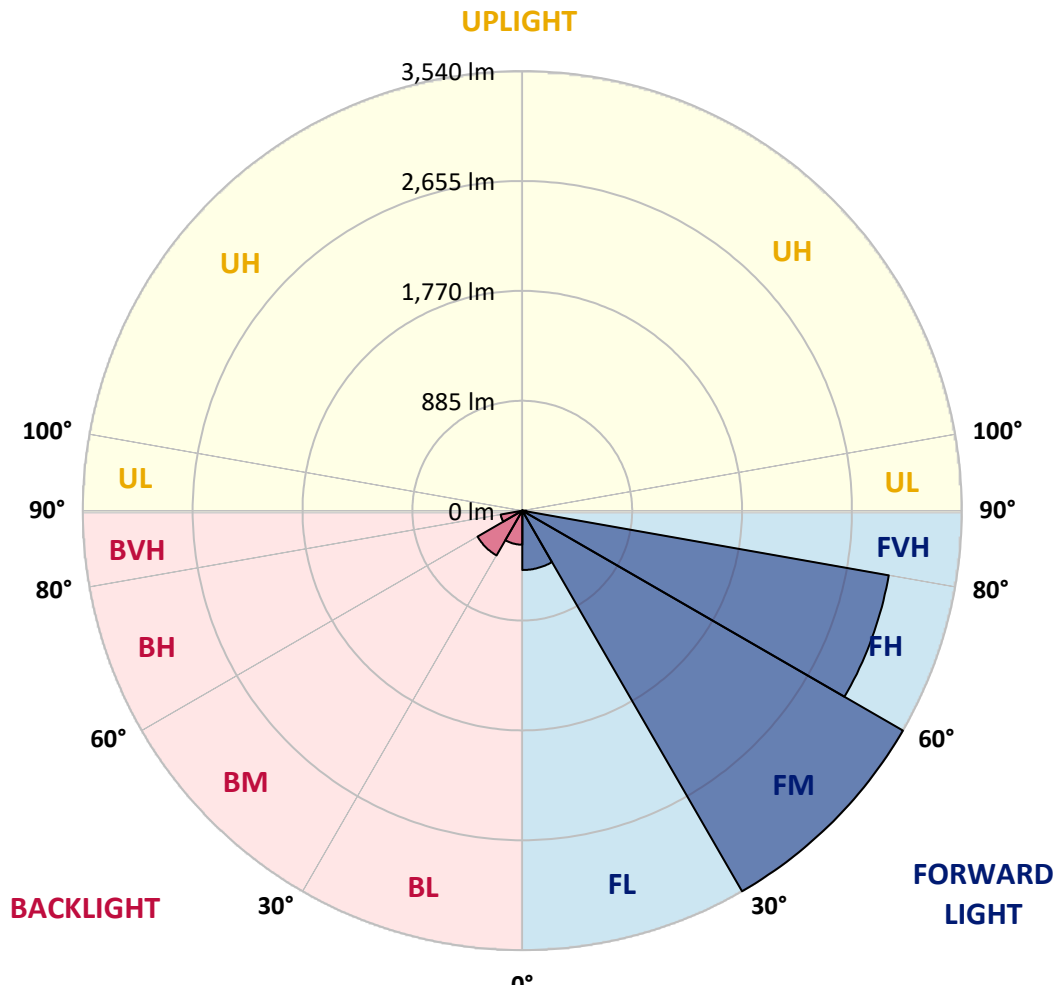
CATALOG NUMBER: GWC-SA2B-730-U-T3-HSS

LUMINAIRE CLASSIFICATION SYSTEM LUMEN TABLE AND BUG RATING:

Zone	Lumens	% Fixture	Zone Rating/Lumen Limit		
			B	U	G
FL (0°-30°)	478.4	6.0			
FM (30°-60°)	3540.0	44.7			
FH (60°-80°)	2997.2	37.9			G2/5000
FVH (80°-90°)	32.3	0.4			G1/100
BL (0°-30°)	274.3	3.5	B1/500		
BM (30°-60°)	416.3	5.3	B1/1000		
BH (60°-80°)	176.8	2.2	B1/500		G1/500
BVH (80°-90°)	0.6	0.0			G0/10
UL (90°-100°)	0.0	0.0		U0/0	
UH (100°-180°)	0.0	0.0		U0/0	

BUG Rating: B1-U0-G2

Type III Short





REPORT NUMBER: P386594

CATALOG NUMBER: GWC-SA2B-730-U-T3-HSS

CANDELA DISTRIBUTION (FULL):

	0°	5°	15°	25°	35°	45°	55°	57°	65°	75°	85°
0°	940.6	940.6	940.6	940.6	940.6	940.6	940.6	940.6	940.6	940.6	940.6
2.5°	918.5	922.7	925.7	927.5	929.8	934.6	936.1	938.4	939.5	939.5	942.1
5°	882.2	886.7	893.1	898.3	908.8	922.3	932.0	935.8	942.5	948.5	951.9
7.5°	848.6	853.8	861.3	873.6	891.6	913.3	933.5	938.8	951.9	964.6	970.9
10°	826.8	831.0	840.7	858.3	881.9	912.2	940.6	947.0	969.5	990.8	1002.8
12.5°	819.4	823.1	833.2	853.0	882.2	917.8	957.1	966.5	999.4	1030.5	1047.3
15°	830.2	831.0	841.8	860.5	889.3	931.6	984.4	995.7	1037.2	1077.6	1098.6
17.5°	872.1	868.8	874.4	882.6	905.4	950.0	1013.2	1030.1	1085.5	1133.0	1152.9
20°	976.9	976.9	964.2	941.8	942.1	978.4	1052.2	1071.3	1139.0	1194.0	1212.0
22.5°	1156.2	1152.9	1127.4	1072.4	1021.9	1027.5	1099.7	1124.4	1203.4	1262.2	1268.1
25°	1371.8	1367.7	1328.4	1250.9	1163.3	1106.8	1164.1	1192.5	1280.1	1332.2	1319.8
27.5°	1600.2	1596.8	1557.9	1461.7	1337.0	1233.3	1240.8	1267.8	1358.4	1409.6	1370.3
30°	1821.4	1822.5	1783.9	1685.1	1544.0	1394.7	1338.1	1353.9	1434.3	1486.4	1430.2
32.5°	2031.7	2033.2	1999.9	1889.5	1757.7	1582.2	1472.9	1468.8	1522.7	1574.0	1509.6
35°	2219.3	2223.0	2200.2	2114.5	1974.8	1791.1	1647.7	1638.0	1648.1	1706.1	1631.2
37.5°	2400.0	2402.3	2385.1	2312.8	2196.0	2020.5	1868.5	1854.7	1833.0	1877.5	1791.8
40°	2598.1	2592.4	2572.6	2507.1	2406.8	2273.9	2105.8	2081.9	2044.1	2083.8	2002.9
42.5°	2782.2	2775.8	2779.2	2705.1	2620.5	2534.4	2382.5	2341.3	2319.2	2364.9	2261.9
45°	3012.4	3009.0	3020.3	2955.9	2887.4	2824.9	2699.5	2654.6	2644.8	2698.4	2575.2
47.5°	3239.6	3247.8	3282.7	3255.3	3227.6	3172.6	3035.2	3015.0	3021.0	3085.8	2905.7
50°	3429.0	3438.7	3534.2	3565.6	3605.7	3573.5	3435.7	3423.4	3447.0	3505.4	3261.3
52.5°	3566.0	3585.8	3704.5	3849.4	3995.3	4017.0	3879.7	3868.4	3900.3	3909.2	3536.1
55°	3661.1	3678.7	3813.0	4078.1	4375.3	4468.8	4383.5	4340.1	4334.1	4245.4	3825.0
57.5°	3677.9	3676.1	3869.2	4225.9	4673.2	4914.6	4860.7	4818.1	4695.3	4556.0	4156.3
60°	3582.9	3593.7	3817.9	4277.2	4860.4	5251.9	5256.0	5200.6	5009.3	4858.1	4477.4
62.5°	3290.1	3334.3	3560.8	4142.8	4858.1	5387.8	5545.7	5503.4	5274.7	5105.5	4803.1
65°	2815.5	2831.2	3047.2	3682.4	4529.8	5330.9	5806.6	5790.9	5513.9	5345.8	4970.4
67.5°	2056.1	2022.0	2248.8	2899.7	3835.1	4999.2	5993.8	6013.6	5698.4	5395.2	4792.2
68°	1876.4	1886.5	2063.2	2706.2	3653.2	4882.1	6006.1	6036.4	5716.8	5363.0	4694.9
70°	1118.4	1137.9	1295.5	1863.3	2779.2	4219.2	5872.9	5942.1	5607.5	5031.0	4060.8
72.5°	285.6	308.8	457.8	834.0	1587.4	2972.7	4957.7	5074.8	4868.6	4081.4	2741.4
75°	117.5	123.5	163.6	274.7	591.4	1339.3	3267.7	3518.5	3375.1	2443.5	1239.0
77.5°	81.2	85.3	105.2	152.3	256.0	454.0	1602.0	1783.2	1606.5	834.0	270.2
80°	58.4	61.8	75.2	101.4	147.1	162.1	522.2	603.8	479.5	183.0	67.0
82.5°	34.8	37.4	56.1	72.2	89.5	77.5	129.9	147.5	138.9	91.0	29.9
85°	17.2	20.2	37.8	51.7	48.3	32.6	39.7	44.2	54.6	55.4	16.1
87.5°	1.1	2.2	22.1	31.1	13.5	7.5	11.6	14.2	19.5	27.3	6.7
90°	0.0	0.0	0.0	0.0	0.0	0.0	0.0	0.0	0.0	0.0	0.0



REPORT NUMBER: P386594
 CATALOG NUMBER: GWC-SA2B-730-U-T3-HSS

CANDELA DISTRIBUTION (continued):

	90°	95°	105°	115°	125°	135°	145°	155°	165°	175°	180°
0°	940.6	940.6	940.6	940.6	940.6	940.6	940.6	940.6	940.6	940.6	940.6
2.5°	943.2	943.6	941.0	939.9	940.6	936.1	934.3	935.0	935.0	936.1	934.3
5°	952.6	952.6	948.1	942.1	938.8	930.1	924.5	923.0	921.9	921.2	919.7
7.5°	972.8	970.6	962.7	949.6	938.4	919.7	905.4	898.0	894.2	892.7	891.6
10°	1005.4	1001.3	988.2	963.8	938.0	904.7	873.6	851.5	833.2	825.7	821.2
12.5°	1049.2	1043.2	1021.1	980.7	935.4	874.0	806.6	741.9	681.6	656.9	644.6
15°	1099.7	1091.1	1056.3	994.9	920.0	804.8	658.4	545.0	461.5	430.1	416.6
17.5°	1151.0	1139.8	1087.0	1003.9	874.0	661.4	461.9	348.9	293.1	278.1	272.9
20°	1202.6	1186.2	1113.6	997.1	769.9	476.9	304.7	254.9	238.8	234.3	232.8
22.5°	1251.7	1226.2	1137.5	970.9	609.7	320.0	241.1	225.3	220.1	217.5	216.7
25°	1294.3	1258.8	1158.5	890.1	431.6	241.8	217.1	211.9	205.1	200.3	200.6
27.5°	1334.4	1291.4	1171.2	756.8	287.8	206.6	201.0	193.9	181.5	174.4	174.4
30°	1382.7	1334.8	1180.6	582.4	211.9	182.7	178.2	167.3	150.5	141.1	141.1
32.5°	1455.3	1400.7	1174.6	408.7	175.5	160.6	150.1	135.1	116.8	107.8	107.4
35°	1566.5	1502.5	1131.9	268.0	155.0	139.6	122.8	104.4	88.3	80.8	80.5
37.5°	1716.2	1638.7	1036.1	191.6	138.9	120.2	99.9	79.7	67.7	62.9	62.5
40°	1910.5	1797.0	899.1	155.3	123.9	101.4	77.1	61.8	53.5	49.8	50.2
42.5°	2143.6	1966.6	734.8	134.0	109.3	83.5	60.3	48.7	43.4	40.8	40.1
45°	2402.7	2133.9	562.6	119.4	94.7	67.4	47.2	38.6	34.4	32.9	32.9
47.5°	2687.5	2296.7	411.7	106.7	79.0	52.0	37.8	31.4	28.1	26.9	26.6
50°	2946.2	2409.8	296.8	93.2	64.8	41.2	30.7	26.2	24.0	22.5	22.5
52.5°	3161.8	2445.3	218.6	78.6	52.4	32.9	25.5	22.5	20.2	19.1	19.1
55°	3351.5	2430.7	162.4	64.8	42.3	26.9	21.7	19.1	17.2	16.1	16.1
57.5°	3533.4	2383.6	121.3	52.8	34.1	21.7	18.3	16.1	14.2	13.5	13.5
60°	3682.0	2305.0	90.2	42.7	27.3	17.6	15.3	13.1	11.6	10.5	10.5
62.5°	3802.6	2218.1	66.3	35.2	21.7	13.8	12.0	10.9	8.6	7.5	7.5
65°	3803.3	2074.0	49.8	29.2	16.8	10.9	9.0	8.6	5.6	4.5	4.1
67.5°	3528.2	1788.1	38.2	25.1	13.1	8.2	6.7	7.1	3.0	1.9	1.5
68°	3428.3	1715.4	35.9	24.7	12.4	7.9	6.4	7.1	2.6	1.5	1.1
70°	2890.4	1364.7	28.8	24.0	10.9	6.0	5.2	7.1	2.2	1.1	0.7
72.5°	1848.7	792.0	21.3	19.1	8.2	4.5	3.4	6.4	2.2	0.7	0.4
75°	786.8	245.5	14.6	13.5	4.9	3.4	2.2	4.1	1.5	0.4	0.0
77.5°	165.8	55.4	8.6	8.2	3.4	2.2	1.5	1.1	0.4	0.0	0.0
80°	42.7	16.1	4.5	4.1	1.9	1.1	0.7	0.0	0.0	0.0	0.0
82.5°	13.5	6.4	2.6	1.9	0.7	0.0	0.0	0.0	0.0	0.0	0.0
85°	6.7	3.7	1.5	0.7	0.0	0.0	0.0	0.0	0.0	0.0	0.0
87.5°	3.7	1.1	0.4	0.0	0.0	0.0	0.0	0.0	0.0	0.0	0.0
90°	0.0	0.0	0.0	0.0	0.0	0.0	0.0	0.0	0.0	0.0	0.0

Signify Classified - Internal
Cooper Lighting Solutions Photometric Lab
1121 Highway 74 South
Peachtree City, GA 30269

Scaled Data Report



Report Generated By 670245982

Signify Classified - Internal
Cooper Lighting Solutions Photometric Lab
1121 Highway 74 South
Peachtree City, GA 30269

Scaled Data Report



Signify Classified - Internal
Cooper Lighting Solutions Photometric Lab
1121 Highway 74 South
Peachtree City, GA 30269

Scaled Data Report



Signify Classified - Internal
Cooper Lighting Solutions Photometric Lab
1121 Highway 74 South
Peachtree City, GA 30269

Scaled Data Report



Signify Classified - Internal
Cooper Lighting Solutions Photometric Lab
1121 Highway 74 South
Peachtree City, GA 30269

Scaled Data Report



--- HS — SS

Signify Classified - Internal
Cooper Lighting Solutions Photometric Lab
1121 Highway 74 South
Peachtree City, GA 30269

Scaled Data Report



u

Signify Classified - Internal
Cooper Lighting Solutions Photometric Lab
1121 Highway 74 South
Peachtree City, GA 30269

Scaled Data Report



Signify Classified - Internal
Cooper Lighting Solutions Photometric Lab
1121 Highway 74 South
Peachtree City, GA 30269

Scaled Data Report



(END OF REPORT)